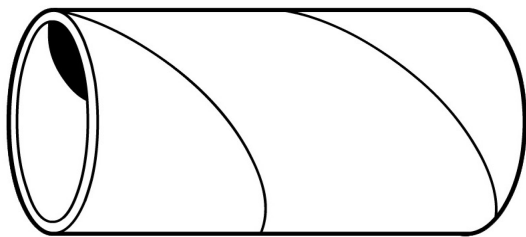



Spring craft sheep

Name: _____



Celebrate spring by making a sheep. To complete this craft, you will need: safe scissors, glue, cotton wool, two cotton sticks and an empty toilet roll.




1. Apply glue to the toilet roll and cover it in cotton wool.



2. Cut out the template of the face and the eyes. Paste the eyes on the face.




3. Paste the face onto the end of the toilet roll.



4. Cut the cotton sticks in half to make the legs.

Apply glue to the flat side of the legs and paste them to the body.



Finished product